

InnovaTech HPU 15.50

OPERATION & SAFETY

HPU 15.50



Innovatech Manufacturing
4360 N WECCO Rd
Cedar City, UT 84721
<https://innova.tech>

HPU-15.50

HPU15.50-MNL1-R00

Manual Revision Log

Produced by: InnovaTech Manufacturing
Product: HPU-15.50 Operation and Safety Manual
Manual Product Code: HPU15.50-MNL1-R00
Version: First Production
Production Date: July 12, 2023

Document Information

This manual is intended as a basic source of information on the safe operation and maintenance of InnovaTech Manufacturing's HPU 15.50. This manual provides general information as well as specific warnings, instructions, and information that workers using this machine must read, understand, and follow.

This manual is not intended as an all-encompassing "rule-book" on operation safety. Instead, InnovaTech Manufacturing presents this information as a reference and guide only. It is the purchaser's and operator's responsibility to identify specific safety hazards and determine proper procedures to prevent those hazards from inflicting injury.

Safety is paramount in the operation of this machine. A copy of this manual should be made available to all persons using this machine. This manual is available online at <https://innova.tech>.

All information in this manual is based on the latest product information at the time of publication. However, there may be design improvements from time to time so that photographs, text, and sketches within the body of this manual may not exactly match your machine. InnovaTech Manufacturing's responsibility, financial or otherwise, for any consequences arising out of the use of this manual or its machine is limited by our product warranty. The information contained herein is subject to change, and revisions may be issued to advise of such changes. InnovaTech reserves the right to make product changes at any time without obligation.

This manual contains subject matter to which InnovaTech Manufacturing has proprietary rights. Recipients of this document shall not duplicate, use, or disclose information contained herein, in whole or in part, for any use other than for machine operator use and for training personnel on safe operation and maintenance of this machine.

If you have any questions or concerns about the content of this Machine Use and Safety Manual or, if you would like to request updated information, we want to hear from you.

Please contact us:

<https://innova.tech>

support@innova.tech

INNOVATECH MANUFACTURING
TECHNICAL PUBLICATIONS
4360 N WECCO RD
CEDAR CITY, UT, USA 84721

The InnovaTech 15.50 is protected under US Patent pending.

©2023 InnovaTech Manufacturing. All Rights Reserved.

Table of Contents

Manual Revision LogII

Document InformationII

1. Safety2

 1.1 Safety Alerts2

 1.2 Safety Considerations2

 A. E-Stop and Guages2

 B. Hydraulic Leaks2

 C. Ventilation3

 D. Batteries3

2. Overview4

 2.1 General4

 2.2 Nomenclature4

3. Operation5

 3.1 General5

 3.2 Operating HPU 15.505

 3.3 Routine Inspection5

 3.4 Transporting HPU 15.505

4. Specifications6

 General6

 Dimensions6

 Systems6

 Hydraulic System6

 Engine6

5. Maintenance7

 5.1 General7

 5.2 Maintenance7

 250-Hour7

 500-Hour7

 1000-Hour7

 2000-Hour7

 5.3 Modification7

Appendix: Labels and Decals8

Document Information

1. Safety

2. Overview

3. Operation

4. Specifications

5. Maintenance

Appendix

1. Safety

1.1 Safety Alerts

Before operating this machine, read this manual completely and carefully to understand the safety instructions. Comply with all DANGER, WARNING, and CAUTION notices.

Hazard Level	Signal Word	Signal Color	Signal Symbol	Signal Example	Signal Meaning
Extreme	DANGER	RED			DANGER indicates a hazardous situation which, if not avoided, WILL result in death or serious injury.
High	WARNING	ORANGE			WARNING indicates a hazardous situation which, if not avoided, COULD result in death or serious injury.
Medium	CAUTION	YELLOW			CAUTION indicates a hazardous situation which, if not avoided, MAY result in moderate injury.
Low	CAUTION	YELLOW	no symbol		CAUTION (without a symbol) indicates a hazard or practice not related to personal injury.
NA	NOTICE	BLUE	no symbol		NOTICE addresses practices not related to personal injury, but may give information for safe use.

1.2 Safety Considerations

A. E-Stop and Guages

The HPU 15.50 is manufactured with guages and an Emergency Stop. Understand what the guages are for and keep an eye on them. Push the E-Stop to shut down the engine.

WARNING **SAFETY DEVICES!** The potential for an accident increases when safety devices do not function properly. Death or serious injury could result from such accidents. Do not alter, disable, or override any safety device.

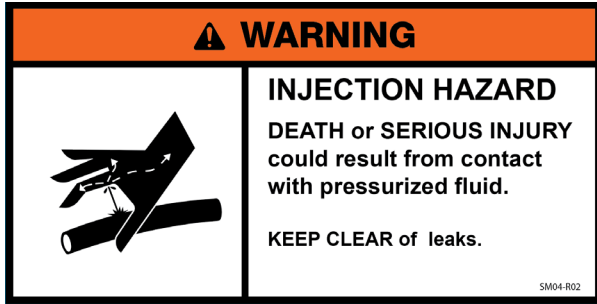
B. Hydraulic Leaks

To ensure safe and efficient function of the HPU, check hydraulics daily for leaks. If there are leaks, lock the machine and tag it out of service until the leaking components are fixed or replaced.

Be aware of hydraulic injection hazards. The hydraulic system has hoses with hydraulic fluid under pressure. Use a piece of cardboard or wood to search for leaks.

Hydraulic fluid escaping under pressure can have enough force to inject fluid into the flesh (even through a glove). In case of hydraulic injection, seek medical attention at once.

WARNING **DAMAGE OR MALFUNCTION!** The potential for an accident increases when operating a machine that is damaged or malfunctioning. Death or severe injury could result from such accidents. Do not operate the HPU 15.50 if it is damaged or malfunctioning.



C. Ventilation

This machine uses a diesel engine which produces exhaust that could be harmful. Ensure adequate ventilation is provided.

D. Batteries

Be aware of the risks of Battery acid. Handle batteries with care. Batteries that are allowed to run dead and then freeze may be damaged and may have to be replaced. Keep batteries properly charged. Keep batteries sealed and away from sparks and open flame.

WARNING **CALIFORNIA PROPOSITION 65 WARNING!** Battery posts, terminals, and related accessories contain lead components, chemicals known to the State of California to cause cancer and birth defects or other reproductive harm. Wash hands after handling.


2. Overview

2.1 General

The HPU 15.50 is a hydraulic power unit manufactured by InnovaTech. HPU's are the main driving components of any hydraulic system. The HPU is comprised mainly of a motor, a reservoir and a hydraulic pump, the HPU

15.50 can pump 15.5 gallons of oil per minute. It can be used when high volume, high pressure applications are necessary.

2.2 Nomenclature



3. Operation

3.1 General

The HPU is powered on and off with a key switch. It runs on diesel. Before starting a diesel engine wait for the glow plugs light to turn off.

In case of an emergency push the E-Stop. Pushing the E-Stop immediately shuts down the engine.

3.2 Operating HPU 15.50

1. Hook up hydraulic hoses to the HPU. Ensure connections are snapped in place.
2. Start the engine. Allow the engine to run for a few minutes to warm up before activating hydraulic controls.
3. Actuate valve(s) This HPU has 5 hydraulic circuits that are actuated by mechanical valves on the face of the machine. Valves can be actuated one at a time or more than one at a time.

3.3 Routine Inspection

1. Inspect hydraulic oil level sight glass to ensure oil level is sufficient.
2. Check engine oil
3. Inspect for Hydraulic leaks

3.4 Transporting HPU 15.50

The InnovaTech HPU has fork pockets on the bottom for lifting by telehandler and D Rings on the top for hoisting by crane. The fork pockets can also be used for tie down points during transport.

4. Specifications

General

Dimensions

Length	88 in.
Width	65 in.
Height	56 in.

Weight including oil 3300 lbs

Systems

Hydraulic System

Pump Capacity	15.5 gallons gpm
Max Pressure	3200 psi
Normal Pressure	3000 psi
Hydraulic Tank Capacity	125 gallons
Ambient Oil Temperature Range	

Minimum	120°
Maximum	170°

Hydraulic Fluid Type..... AW46

Hydraulic Filter Don-p164378

Engine

Make	Deutz
Model	D 2011 L021
Fuel Type	Diesel
Fuel Tank Capacity	20 Gallons
Fuel Filter	BAW-BF7736
Engine Oil Type	15W40
Engine Oil Capacity	6 quarts
Oil Filter	DEZ-01174416
Air Filter	DEZ-02934587
Belt Size	DEZ-05063447
Battery Voltage	12 Volt

5. Maintenance

5.1 General

The HPU is powered by a Deutz brand Diesel engine that requires routine service. Follow Deutz's recommended maintenance schedule. Basic service information is included for your convenience. The HPU also has a hydraulic system that requires routine service.



IMPORTANT! If the machine does not operate properly, turn it off immediately! Tag it "Out of Service." Do not operate the machine until it is safe for operation.

5.2 Maintenance

250-Hour

- Initial break-in engine oil change

500-Hour

- Change engine oil

1000-Hour

- Change engine air filter
- Change hydraulic oil filter

2000-Hour


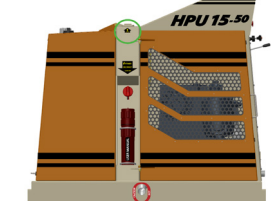

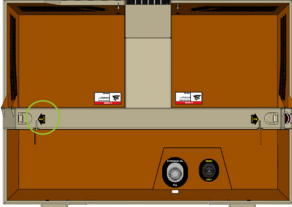

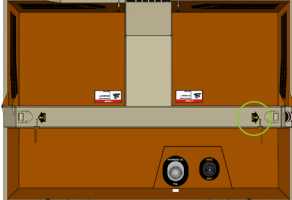

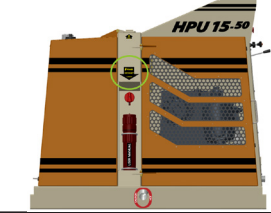

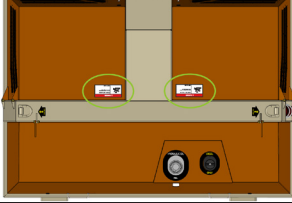
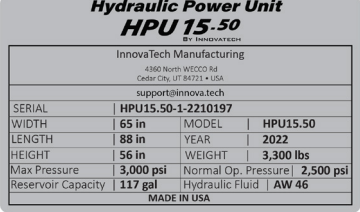

- Change belt
- Change hydraulic oil

5.3 Modification

Do not modify the HPU 15.50. Replace malfunctioning parts with identical make and manufacture.

Appendix: Labels and Decals

Decal and Label Chart			
Decal ID	Qty	Decal Visual	Decal Application
INN-HPU15.50-01R1	1	HPU 15-50	
INN-HPU15.50-02R1	2	HPU 15-50	
INN-HPU15.50-03R1	4	LIFT POINT	
INN-HPU15.50-12R1	1	DIESEL ONLY	
INN-HPU15.50-13R1	1	HYDRAULIC OIL FILL	
INN-HPU15.50-15R1	1	CAUTION HOT	

INN-HPU15.50-04R1	2		
INN-HPU15.50-05R1	1		
INN-HPU15.50-06R1	1		
INN-HPU15.50-07R1	1		
INN-HPU15.50-16R1	2		
INN-HPU-MP18-V01	1		



Innovatech Manufacturing
4360 N WECCO Rd
Cedar City, UT 84721
<https://support.innova.tech>

